


Summary Institution-Level Pass Rate Data: *Traditional Teacher Preparation Program Within IHE*


		HEOA - Title II 2013 - 2014 Academic Year				
Institution Name		SALISBURY UNIVERSITY				
Institution Code		5403				
State		Maryland				
						<i>February 12, 2015</i>
				Statewide		
Group	Number Taking Assessment¹	Number Passing Assessment²	Institutional Pass Rate	Number Taking Assessment¹	Number Passing Assessment²	Statewide Pass Rate
All program completers, 2013-14	263	255	97%	2265	2222	98%
All program completers, 2012-13	252	251	100%	2189	2153	98%
All program completers, 2011-12	235	235	100%	2436	2405	99%

Note: In cases where there are less than ten students taking the assessment or license/certificate, the number passing and pass rate are not reported.

¹ Number of completers taking one or more assessments within their area of specialization.

² Summary level "Number Taking Assessment" may differ from assessment level "Number Taking Assessment" because each student is counted once at the summary level but may be counted in multiple assessments at the assessment level.


Single Assessment Institution-Level Pass Rate Data: *Traditional Teacher Preparation Program Within IHE*

	HEOA - Title II 2013 - 2014 Academic Year
	SALISBURY UNIVERSITY
	5403
	Maryland

February 12, 2015

Assessment Information ¹	Group	Number Taking Assessment	Number Passing Assessment	Institutional Pass Rate	Institutional Average Scaled Score	Assessment Cut Score ²	Statewide			
							Number Taking Assessment	Number Passing Assessment	Statewide Pass Rate	Statewide Average Scaled Score
ART CONTENT AND ANALYSIS (0135) Test Company: ETS Score Range: 100-200	All enrolled students who have completed all nonclinical courses, 2013-14									
	Other enrolled students, 2013-14						62	56	90%	179
	All program completers, 2013-14						88	88	100%	175
	All program completers, 2012-13						78	78	100%	176
	All program completers, 2011-12						79	75	95%	173
ART CONTENT KNOWLEDGE (DISCONTINUED) (0133) Test Company: ETS Score Range: 100-200	All enrolled students who have completed all nonclinical courses, 2013-14									
	Other enrolled students, 2013-14									
	All program completers, 2013-14									
	All program completers, 2012-13						2			
	All program completers, 2011-12						32	32	100%	176
ART CONTENT TRAD CRITIC AESTHETICS (DISCONTINUED) (0132) Test Company: ETS Score Range: 100-200	All enrolled students who have completed all nonclinical courses, 2013-14									
	Other enrolled students, 2013-14									
	All program completers, 2013-14									
	All program completers, 2012-13						2			
	All program completers, 2011-12						32	32	100%	150
BIOLOGY CONTENT KNOWLEDGE (0235) Test Company: ETS Score Range: 100-200	All enrolled students who have completed all nonclinical courses, 2013-14						8			
	Other enrolled students, 2013-14	2				150	25	25	100%	167
	All program completers, 2013-14	1				150	49	49	100%	172
	All program completers, 2012-13	1				150	55	54	98%	168
	All program completers, 2011-12	4				150	68	68	100%	171


Single Assessment Institution-Level Pass Rate Data: *Traditional Teacher Preparation Program Within IHE*

	HEOA - Title II 2013 - 2014 Academic Year	
	Institution Name	SALISBURY UNIVERSITY
	Institution Code	5403
	State	Maryland

February 12, 2015

Assessment Information ¹	Group	Number Taking Assessment	Number Passing Assessment	Institutional Pass Rate	Institutional Average Scaled Score	Assessment Cut Score ²	Statewide				
							Number Taking Assessment	Number Passing Assessment	Statewide Pass Rate	Statewide Average Scaled Score	
BUSINESS ED CONTENT KNOWLEDGE (5101) Test Company: ETS Score Range: 100-200	All enrolled students who have completed all nonclinical courses, 2013-14										
	Other enrolled students, 2013-14						3				
	All program completers, 2013-14						9				
	All program completers, 2012-13						8				
	All program completers, 2011-12						8				
BUSINESS ED (0100) Test Company: ETS Score Range: 250-990	All enrolled students who have completed all nonclinical courses, 2013-14										
	Other enrolled students, 2013-14										
	All program completers, 2013-14										
	All program completers, 2012-13										
	All program completers, 2011-12						2				
CHEM PHYSICS AND GENERAL SCIENCE (0070) Test Company: ETS Score Range: 250-990	All enrolled students who have completed all nonclinical courses, 2013-14										
	Other enrolled students, 2013-14										
	All program completers, 2013-14						1				
	All program completers, 2012-13						2				
	All program completers, 2011-12										
CHEMISTRY CONTENT KNOWLEDGE (0245) Test Company: ETS Score Range: 100-200	All enrolled students who have completed all nonclinical courses, 2013-14						1				
	Other enrolled students, 2013-14						15	11	73%	163	
	All program completers, 2013-14	1				153	6				
	All program completers, 2012-13	1				153	14	14	100%	171	
	All program completers, 2011-12						16	15	94%	164	


Single Assessment Institution-Level Pass Rate Data: *Traditional Teacher Preparation Program Within IHE*

	HEOA - Title II 2013 - 2014 Academic Year
	SALISBURY UNIVERSITY
	5403
	Maryland

February 12, 2015

Assessment Information ¹	Group	Number Taking Assessment	Number Passing Assessment	Institutional Pass Rate	Institutional Average Scaled Score	Assessment Cut Score ²	Statewide			
							Number Taking Assessment	Number Passing Assessment	Statewide Pass Rate	Statewide Average Scaled Score
CHINESE (MANDARIN) WORLD LANGUAGE (5665) Test Company: ETS Score Range: 100-200	All enrolled students who have completed all nonclinical courses, 2013-14									
	Other enrolled students, 2013-14						6			
	All program completers, 2013-14						2			
	All program completers, 2012-13						1			
	All program completers, 2011-12									
EARLY CHILDHOOD CONTENT KNOWLEDGE (5022) Test Company: ETS Score Range: 100-200	All enrolled students who have completed all nonclinical courses, 2013-14						23	23	100%	180
	Other enrolled students, 2013-14	9				160	90	90	100%	177
	All program completers, 2013-14	70	70	100%	180	160	354	354	100%	180
	All program completers, 2012-13	55	55	100%	180	160	311	311	100%	180
	All program completers, 2011-12	40	40	100%	179	160	316	316	100%	179
EARTH AND SPACE SCIENCES - CK (5571) Test Company: ETS Score Range: 100-200	All enrolled students who have completed all nonclinical courses, 2013-14									
	Other enrolled students, 2013-14	2				152	4			
	All program completers, 2013-14						9			
	All program completers, 2012-13	1				152	9			
	All program completers, 2011-12						10	10	100%	171
ED OF EXCEPTIONAL STUDENTS CORE CK(DISCONTINUED) (0353) Test Company: ETS Score Range: 100-200	All enrolled students who have completed all nonclinical courses, 2013-14									
	Other enrolled students, 2013-14									
	All program completers, 2013-14									
	All program completers, 2012-13									
	All program completers, 2011-12						34	34	100%	178


Single Assessment Institution-Level Pass Rate Data: *Traditional Teacher Preparation Program Within IHE*

	HEOA - Title II 2013 - 2014 Academic Year	
	Institution Name	SALISBURY UNIVERSITY
	Institution Code	5403
	State	Maryland

February 12, 2015

Assessment Information ¹	Group	Number Taking Assessment	Number Passing Assessment	Institutional Pass Rate	Institutional Average Scaled Score	Assessment Cut Score ²	Statewide			
							Number Taking Assessment	Number Passing Assessment	Statewide Pass Rate	Statewide Average Scaled Score
ELEM ED CONTENT AREA EXERCISES (0012) Test Company: ETS Score Range: 100-200	All enrolled students who have completed all nonclinical courses, 2013-14									
	Other enrolled students, 2013-14									
	All program completers, 2013-14									
	All program completers, 2012-13						5			
	All program completers, 2011-12	31	31	100%	161	150	236	231	98%	159
ELEM ED CONTENT KNOWLEDGE (5014) Test Company: ETS Score Range: 100-200	All enrolled students who have completed all nonclinical courses, 2013-14									
	Other enrolled students, 2013-14									
	All program completers, 2013-14									
	All program completers, 2012-13						7			
	All program completers, 2011-12	39	39	100%	164	142	450	447	99%	170
ELEM ED INSTR PRACTICE AND APPL (5015) Test Company: ETS Score Range: 100-200	All enrolled students who have completed all nonclinical courses, 2013-14						37	35	95%	174
	Other enrolled students, 2013-14	33	31	94%	178	161	174	170	98%	179
	All program completers, 2013-14	142	142	100%	180	161	951	948	100%	180
	All program completers, 2012-13	104	104	100%	178	161	901	897	100%	179
	All program completers, 2011-12	85	85	100%	179	161	552	552	100%	179
ENG LANG LIT COMP CONTENT & ANALYSIS (5044) Test Company: ETS Score Range: 100-200	All enrolled students who have completed all nonclinical courses, 2013-14									
	Other enrolled students, 2013-14	1				166	5			
	All program completers, 2013-14									
	All program completers, 2012-13	12	12	100%	177	166	145	144	99%	183
	All program completers, 2011-12	8				166	94	94	100%	182


Single Assessment Institution-Level Pass Rate Data: *Traditional Teacher Preparation Program Within IHE*

	HEOA - Title II 2013 - 2014 Academic Year	
	Institution Name	SALISBURY UNIVERSITY
	Institution Code	5403
	State	Maryland

February 12, 2015

Assessment Information ¹	Group	Number Taking Assessment	Number Passing Assessment	Institutional Pass Rate	Institutional Average Scaled Score	Assessment Cut Score ²	Statewide			
							Number Taking Assessment	Number Passing Assessment	Statewide Pass Rate	Statewide Average Scaled Score
ENG LANG LIT COMP CONTENT KNOWLEDGE (0041) Test Company: ETS Score Range: 100-200	All enrolled students who have completed all nonclinical courses, 2013-14									
	Other enrolled students, 2013-14									
	All program completers, 2013-14									
	All program completers, 2012-13						4			
	All program completers, 2011-12	8				164	85	85	100%	184
ENG LANG LIT COMP PEDAGOGY (0043) Test Company: ETS Score Range: 100-200	All enrolled students who have completed all nonclinical courses, 2013-14									
	Other enrolled students, 2013-14									
	All program completers, 2013-14									
	All program completers, 2012-13						2			
	All program completers, 2011-12	4				155	46	46	100%	164
ENGLISH LANGUAGE ARTS: CONTENT AND ANALYSIS (5039) Test Company: ETS Score Range: 100-200	All enrolled students who have completed all nonclinical courses, 2013-14						12	10	83%	174
	Other enrolled students, 2013-14						31	24	77%	177
	All program completers, 2013-14	8				168	70	69	99%	179
	All program completers, 2012-13						2			
	All program completers, 2011-12						2			
ENGLISH TO SPEAKERS OF OTHER LANGUAGES (5361) Test Company: ETS Score Range: 100-200	All enrolled students who have completed all nonclinical courses, 2013-14									
	Other enrolled students, 2013-14						21	21	100%	173
	All program completers, 2013-14	2				149	28	28	100%	175
	All program completers, 2012-13	2				149	26	26	100%	174
	All program completers, 2011-12	1				149	35	35	100%	175


Single Assessment Institution-Level Pass Rate Data: *Traditional Teacher Preparation Program Within IHE*

	HEOA - Title II 2013 - 2014 Academic Year	
	Institution Name	SALISBURY UNIVERSITY
	Institution Code	5403
	State	Maryland

February 12, 2015

Assessment Information ¹	Group	Number Taking Assessment	Number Passing Assessment	Institutional Pass Rate	Institutional Average Scaled Score	Assessment Cut Score ²	Statewide			
							Number Taking Assessment	Number Passing Assessment	Statewide Pass Rate	Statewide Average Scaled Score
ENVIRONMENTAL EDUCATION (0831) Test Company: ETS Score Range: 100-200	All enrolled students who have completed all nonclinical courses, 2013-14									
	Other enrolled students, 2013-14						1			
	All program completers, 2013-14						1			
	All program completers, 2012-13									
	All program completers, 2011-12									
FAMILY AND CONSUMER SCIENCES (5121) Test Company: ETS Score Range: 100-200	All enrolled students who have completed all nonclinical courses, 2013-14									
	Other enrolled students, 2013-14						1			
	All program completers, 2013-14						1			
	All program completers, 2012-13									
	All program completers, 2011-12						1			
FRENCH CONTENT KNOWLEDGE (0173) Test Company: ETS Score Range: 100-200	All enrolled students who have completed all nonclinical courses, 2013-14									
	Other enrolled students, 2013-14									
	All program completers, 2013-14									
	All program completers, 2012-13									
	All program completers, 2011-12						1			
FRENCH PRODUCTIVE LANGUAGE SKILLS (DISCONTINUED) (0171) Test Company: ETS Score Range: 100-200	All enrolled students who have completed all nonclinical courses, 2013-14									
	Other enrolled students, 2013-14									
	All program completers, 2013-14									
	All program completers, 2012-13									
	All program completers, 2011-12						1			


Single Assessment Institution-Level Pass Rate Data: *Traditional Teacher Preparation Program Within IHE*

	HEOA - Title II 2013 - 2014 Academic Year
	SALISBURY UNIVERSITY
	5403
	Maryland

February 12, 2015

Assessment Information ¹	Group	Number Taking Assessment	Number Passing Assessment	Institutional Pass Rate	Institutional Average Scaled Score	Assessment Cut Score ²	Statewide				
							Number Taking Assessment	Number Passing Assessment	Statewide Pass Rate	Statewide Average Scaled Score	
FRENCH WORLD LANGUAGE (5174) Test Company: ETS Score Range: 100-200	All enrolled students who have completed all nonclinical courses, 2013-14										
	Other enrolled students, 2013-14						4				
	All program completers, 2013-14						2				
	All program completers, 2012-13						9				
	All program completers, 2011-12						4				
GERMAN CONTENT KNOWLEDGE (0181) Test Company: ETS Score Range: 100-200	All enrolled students who have completed all nonclinical courses, 2013-14										
	Other enrolled students, 2013-14										
	All program completers, 2013-14										
	All program completers, 2012-13										
	All program completers, 2011-12						1				
GERMAN WORLD LANGUAGE (5183) Test Company: ETS Score Range: 100-200	All enrolled students who have completed all nonclinical courses, 2013-14										
	Other enrolled students, 2013-14						1				
	All program completers, 2013-14						1				
	All program completers, 2012-13										
	All program completers, 2011-12						3				
HEALTH EDUCATION (DISCONTINUED) (5550) Test Company: ETS Score Range: 250-990	All enrolled students who have completed all nonclinical courses, 2013-14										
	Other enrolled students, 2013-14										
	All program completers, 2013-14										
	All program completers, 2012-13	4				630	28	25	89%	699	
	All program completers, 2011-12	2				630	28	28	100%	707	


Single Assessment Institution-Level Pass Rate Data: *Traditional Teacher Preparation Program Within IHE*

	HEOA - Title II 2013 - 2014 Academic Year	
	Institution Name	SALISBURY UNIVERSITY
	Institution Code	5403
	State	Maryland

February 12, 2015

Assessment Information ¹	Group	Number Taking Assessment	Number Passing Assessment	Institutional Pass Rate	Institutional Average Scaled Score	Assessment Cut Score ²	Statewide			
							Number Taking Assessment	Number Passing Assessment	Statewide Pass Rate	Statewide Average Scaled Score
HEALTH EDUCATION (5551) Test Company: ETS Score Range: 100-200	All enrolled students who have completed all nonclinical courses, 2013-14						9			
	Other enrolled students, 2013-14						1			
	All program completers, 2013-14	1				155	6			
	All program completers, 2012-13						1			
	All program completers, 2011-12									
LIFE SCIENCE PEDAGOGY (0234) Test Company: ETS Score Range: 100-200	All enrolled students who have completed all nonclinical courses, 2013-14									
	Other enrolled students, 2013-14									
	All program completers, 2013-14									
	All program completers, 2012-13						2			
	All program completers, 2011-12						15	15	100%	152
MATHEMATICS CONTENT KNOWLEDGE (0061) Test Company: ETS Score Range: 100-200	All enrolled students who have completed all nonclinical courses, 2013-14									
	Other enrolled students, 2013-14	1				141	7			
	All program completers, 2013-14									
	All program completers, 2012-13	6				141	67	67	100%	162
	All program completers, 2011-12	12	12	100%	159	141	89	89	100%	163
MATHEMATICS PEDAGOGY (0065) Test Company: ETS Score Range: 100-200	All enrolled students who have completed all nonclinical courses, 2013-14									
	Other enrolled students, 2013-14									
	All program completers, 2013-14									
	All program completers, 2012-13									
	All program completers, 2011-12	1				145	26	26	100%	159


Single Assessment Institution-Level Pass Rate Data: *Traditional Teacher Preparation Program Within IHE*

	HEOA - Title II 2013 - 2014 Academic Year
	SALISBURY UNIVERSITY
	5403
	Maryland

February 12, 2015

Assessment Information ¹	Group	Number Taking Assessment	Number Passing Assessment	Institutional Pass Rate	Institutional Average Scaled Score	Assessment Cut Score ²	Statewide				
							Number Taking Assessment	Number Passing Assessment	Statewide Pass Rate	Statewide Average Scaled Score	
MATHEMATICS: CK (5161) Test Company: ETS Score Range: 100-200	All enrolled students who have completed all nonclinical courses, 2013-14										
	Other enrolled students, 2013-14	5				160	33	22	67%	163	
	All program completers, 2013-14	3				160	31	27	87%	168	
	All program completers, 2012-13										
	All program completers, 2011-12										
MIDDLE SCHOOL ENG LANG ARTS (5047) Test Company: ETS Score Range: 100-200	All enrolled students who have completed all nonclinical courses, 2013-14										
	Other enrolled students, 2013-14	1				164	2				
	All program completers, 2013-14						6				
	All program completers, 2012-13										
	All program completers, 2011-12										
MIDDLE SCHOOL ENGLISH LANGUAGE ARTS (5049) Test Company: ETS Score Range: 100-200	All enrolled students who have completed all nonclinical courses, 2013-14										
	Other enrolled students, 2013-14										
	All program completers, 2013-14										
	All program completers, 2012-13						4				
	All program completers, 2011-12						1				
MIDDLE SCHOOL MATHEMATICS (DISCONTINUED) (0069) Test Company: ETS Score Range: 100-200	All enrolled students who have completed all nonclinical courses, 2013-14										
	Other enrolled students, 2013-14	1				152	3				
	All program completers, 2013-14										
	All program completers, 2012-13						14	14	100%	178	
	All program completers, 2011-12						4				


Single Assessment Institution-Level Pass Rate Data: *Traditional Teacher Preparation Program Within IHE*

	HEOA - Title II 2013 - 2014 Academic Year
	SALISBURY UNIVERSITY
	5403
	Maryland

February 12, 2015

Assessment Information ¹	Group	Number Taking Assessment	Number Passing Assessment	Institutional Pass Rate	Institutional Average Scaled Score	Assessment Cut Score ²	Statewide				
							Number Taking Assessment	Number Passing Assessment	Statewide Pass Rate	Statewide Average Scaled Score	
MIDDLE SCHOOL MATHEMATICS (5169) Test Company: ETS Score Range: 100-200	All enrolled students who have completed all nonclinical courses, 2013-14										
	Other enrolled students, 2013-14	3				165	13	12	92%	169	
	All program completers, 2013-14						14	14	100%	178	
	All program completers, 2012-13										
	All program completers, 2011-12										
MIDDLE SCHOOL SCIENCE (0439) Test Company: ETS Score Range: 100-200	All enrolled students who have completed all nonclinical courses, 2013-14										
	Other enrolled students, 2013-14						8				
	All program completers, 2013-14						18	18	100%	163	
	All program completers, 2012-13						15	14	93%	162	
	All program completers, 2011-12						5				
MIDDLE SCHOOL SOCIAL STUDIES (5089) Test Company: ETS Score Range: 100-200	All enrolled students who have completed all nonclinical courses, 2013-14										
	Other enrolled students, 2013-14						3				
	All program completers, 2013-14						8				
	All program completers, 2012-13						8				
	All program completers, 2011-12						1				
MUSIC ANALYSIS (0112) Test Company: ETS Score Range: 100-200	All enrolled students who have completed all nonclinical courses, 2013-14										
	Other enrolled students, 2013-14										
	All program completers, 2013-14										
	All program completers, 2012-13						10	9	90%	176	
	All program completers, 2011-12	4					147	69	69	100%	174


Single Assessment Institution-Level Pass Rate Data: Traditional Teacher Preparation Program Within IHE

	HEOA - Title II 2013 - 2014 Academic Year
	SALISBURY UNIVERSITY
	5403
	Maryland

February 12, 2015

Assessment Information ¹	Group	Number Taking Assessment	Number Passing Assessment	Institutional Pass Rate	Institutional Average Scaled Score	Assessment Cut Score ²	Statewide			
							Number Taking Assessment	Number Passing Assessment	Statewide Pass Rate	Statewide Average Scaled Score
MUSIC CONTENT & INSTRUCTION (5114) Test Company: ETS Score Range: 100-200	All enrolled students who have completed all nonclinical courses, 2013-14						6			
	Other enrolled students, 2013-14	5				162	17	5	29%	160
	All program completers, 2013-14	2				162	62	58	94%	172
	All program completers, 2012-13						42	41	98%	172
	All program completers, 2011-12									
MUSIC CONTENT KNOWLEDGE (0113) Test Company: ETS Score Range: 100-200	All enrolled students who have completed all nonclinical courses, 2013-14									
	Other enrolled students, 2013-14									
	All program completers, 2013-14									
	All program completers, 2012-13						14	13	93%	168
	All program completers, 2011-12	4				154	71	71	100%	170
PHYSICAL ED CONTENT AND DESIGN (5095) Test Company: ETS Score Range: 100-200	All enrolled students who have completed all nonclinical courses, 2013-14						10	6	60%	171
	Other enrolled students, 2013-14	3				169	18	15	83%	176
	All program completers, 2013-14	40	40	100%	178	169	85	84	99%	178
	All program completers, 2012-13	41	41	100%	177	169	89	85	96%	177
	All program completers, 2011-12	28	28	100%	177	169	76	76	100%	178
PHYSICAL ED CONTENT KNOWLEDGE (5091) Test Company: ETS Score Range: 100-200	All enrolled students who have completed all nonclinical courses, 2013-14									
	Other enrolled students, 2013-14									
	All program completers, 2013-14									
	All program completers, 2012-13						1			
	All program completers, 2011-12						17	15	88%	163


Single Assessment Institution-Level Pass Rate Data: *Traditional Teacher Preparation Program Within IHE*

	HEOA - Title II 2013 - 2014 Academic Year	
	Institution Name	SALISBURY UNIVERSITY
	Institution Code	5403
	State	Maryland

February 12, 2015

Assessment Information ¹	Group	Number Taking Assessment	Number Passing Assessment	Institutional Pass Rate	Institutional Average Scaled Score	Assessment Cut Score ²	Statewide			
							Number Taking Assessment	Number Passing Assessment	Statewide Pass Rate	Statewide Average Scaled Score
PHYSICAL ED VIDEO EVALUATION (DISCONTINUED) (0093) Test Company: ETS Score Range: 100-200	All enrolled students who have completed all nonclinical courses, 2013-14									
	Other enrolled students, 2013-14									
	All program completers, 2013-14									
	All program completers, 2012-13									
	All program completers, 2011-12						17	17	100%	168
PHYSICAL SCIENCE PEDAGOGY (0483) Test Company: ETS Score Range: 100-200	All enrolled students who have completed all nonclinical courses, 2013-14									
	Other enrolled students, 2013-14									
	All program completers, 2013-14									
	All program completers, 2012-13									
	All program completers, 2011-12						9			
PHYSICS CONTENT KNOWLEDGE (5265) Test Company: ETS Score Range: 100-200	All enrolled students who have completed all nonclinical courses, 2013-14									
	Other enrolled students, 2013-14	1				143	6			
	All program completers, 2013-14	1				143	13	13	100%	163
	All program completers, 2012-13						8			
	All program completers, 2011-12	1				143	11	11	100%	166
PRAXIS I MATHEMATICS (0730) Test Company: ETS Score Range: 150-190	All enrolled students who have completed all nonclinical courses, 2013-14						154	150	97%	179
	Other enrolled students, 2013-14	223	209	94%	179	177	2048	1907	93%	180
	All program completers, 2013-14	198	195	98%	180	177	1600	1591	99%	181
	All program completers, 2012-13	182	181	99%	180	177	1524	1507	99%	181
	All program completers, 2011-12	178	177	99%	180	177	1679	1667	99%	181


Single Assessment Institution-Level Pass Rate Data: *Traditional Teacher Preparation Program Within IHE*

	HEOA - Title II 2013 - 2014 Academic Year	
	Institution Name	SALISBURY UNIVERSITY
	Institution Code	5403
	State	Maryland

February 12, 2015

Assessment Information ¹	Group	Number Taking Assessment	Number Passing Assessment	Institutional Pass Rate	Institutional Average Scaled Score	Assessment Cut Score ²	Statewide			
							Number Taking Assessment	Number Passing Assessment	Statewide Pass Rate	Statewide Average Scaled Score
PRAXIS I READING (0710) Test Company: ETS Score Range: 150-190	All enrolled students who have completed all nonclinical courses, 2013-14						152	149	98%	179
	Other enrolled students, 2013-14	223	210	94%	179	177	2046	1916	94%	179
	All program completers, 2013-14	198	196	99%	178	177	1600	1590	99%	180
	All program completers, 2012-13	183	183	100%	178	177	1527	1517	99%	180
	All program completers, 2011-12	178	178	100%	179	177	1678	1665	99%	180
PRAXIS I WRITING (0720) Test Company: ETS Score Range: 150-190	All enrolled students who have completed all nonclinical courses, 2013-14						152	149	98%	176
	Other enrolled students, 2013-14	217	211	97%	176	173	2028	1953	96%	177
	All program completers, 2013-14	199	197	99%	176	173	1601	1592	99%	177
	All program completers, 2012-13	183	183	100%	176	173	1526	1517	99%	177
	All program completers, 2011-12	179	179	100%	176	173	1680	1673	100%	177
PRINC LEARNING AND TEACHING 5-9 (5623) Test Company: ETS Score Range: 100-200	All enrolled students who have completed all nonclinical courses, 2013-14									
	Other enrolled students, 2013-14	2				160	2			
	All program completers, 2013-14									
	All program completers, 2012-13									
	All program completers, 2011-12						1			
PRINC LEARNING AND TEACHING 7-12 (DISCONTINUED) (0524) Test Company: ETS Score Range: 100-200	All enrolled students who have completed all nonclinical courses, 2013-14									
	Other enrolled students, 2013-14									
	All program completers, 2013-14									
	All program completers, 2012-13									
	All program completers, 2011-12						8			


Single Assessment Institution-Level Pass Rate Data: *Traditional Teacher Preparation Program Within IHE*

	HEOA - Title II 2013 - 2014 Academic Year
	SALISBURY UNIVERSITY
	5403
	Maryland

February 12, 2015

Assessment Information ¹	Group	Number Taking Assessment	Number Passing Assessment	Institutional Pass Rate	Institutional Average Scaled Score	Assessment Cut Score ²	Statewide			
							Number Taking Assessment	Number Passing Assessment	Statewide Pass Rate	Statewide Average Scaled Score
PRINC LEARNING AND TEACHING 7-12 (5624) Test Company: ETS Score Range: 100-200	All enrolled students who have completed all nonclinical courses, 2013-14						19	19	100%	176
	Other enrolled students, 2013-14	15	15	100%	173	157	104	101	97%	175
	All program completers, 2013-14	40	40	100%	177	157	447	446	100%	180
	All program completers, 2012-13	41	41	100%	178	157	450	450	100%	179
	All program completers, 2011-12	36	36	100%	176	157	411	411	100%	178
PRINC LEARNING AND TEACHING EARLY CHILD (DISC) (0521) Test Company: ETS Score Range: 100-200	All enrolled students who have completed all nonclinical courses, 2013-14									
	Other enrolled students, 2013-14									
	All program completers, 2013-14									
	All program completers, 2012-13									
	All program completers, 2011-12	8				169	66	66	100%	188
PRINC LEARNING AND TEACHING EARLY CHILD (5621) Test Company: ETS Score Range: 100-200	All enrolled students who have completed all nonclinical courses, 2013-14						7			
	Other enrolled students, 2013-14	5				157	71	64	90%	170
	All program completers, 2013-14	36	36	100%	170	157	262	261	100%	172
	All program completers, 2012-13	33	33	100%	170	157	224	224	100%	172
	All program completers, 2011-12	17	17	100%	168	157	191	188	98%	170
PRINC LEARNING AND TEACHING K-6 (5622) Test Company: ETS Score Range: 100-200	All enrolled students who have completed all nonclinical courses, 2013-14						33	30	91%	172
	Other enrolled students, 2013-14	30	30	100%	178	160	153	151	99%	179
	All program completers, 2013-14	142	142	100%	179	160	951	949	100%	179
	All program completers, 2012-13	104	104	100%	177	160	904	904	100%	179
	All program completers, 2011-12	92	92	100%	179	160	767	767	100%	178


Single Assessment Institution-Level Pass Rate Data: *Traditional Teacher Preparation Program Within IHE*

	HEOA - Title II 2013 - 2014 Academic Year	
	Institution Name	SALISBURY UNIVERSITY
	Institution Code	5403
	State	Maryland

February 12, 2015

Assessment Information ¹	Group	Number Taking Assessment	Number Passing Assessment	Institutional Pass Rate	Institutional Average Scaled Score	Assessment Cut Score ²	Statewide				
							Number Taking Assessment	Number Passing Assessment	Statewide Pass Rate	Statewide Average Scaled Score	
SE APPLIC OF CORE PRINCIPLES ACROSS (DISCONTINUED) (0352) Test Company: ETS Score Range: 100-200	All enrolled students who have completed all nonclinical courses, 2013-14										
	Other enrolled students, 2013-14										
	All program completers, 2013-14										
	All program completers, 2012-13										
	All program completers, 2011-12							33	33	100%	156
SE CORE KNOWLEDGE & APPLICATIONS (5354) Test Company: ETS Score Range: 100-200	All enrolled students who have completed all nonclinical courses, 2013-14						2				
	Other enrolled students, 2013-14	1				151	130	129	99%	178	
	All program completers, 2013-14						381	381	100%	177	
	All program completers, 2012-13						371	371	100%	177	
	All program completers, 2011-12						338	338	100%	177	
SOCIAL STUDIES CONTENT & INTERPRETATION (5086) Test Company: ETS Score Range: 100-200	All enrolled students who have completed all nonclinical courses, 2013-14						8				
	Other enrolled students, 2013-14	3				153	42	33	79%	162	
	All program completers, 2013-14	21	21	100%	170	153	143	141	99%	168	
	All program completers, 2012-13	20	20	100%	165	153	141	138	98%	167	
	All program completers, 2011-12	5				153	86	81	94%	167	
SOCIAL STUDIES CONTENT KNOWLEDGE (0081) Test Company: ETS Score Range: 100-200	All enrolled students who have completed all nonclinical courses, 2013-14										
	Other enrolled students, 2013-14										
	All program completers, 2013-14										
	All program completers, 2012-13						5				
	All program completers, 2011-12	9				154	78	76	97%	172	


Single Assessment Institution-Level Pass Rate Data: *Traditional Teacher Preparation Program Within IHE*

	HEOA - Title II 2013 - 2014 Academic Year	
	Institution Name	SALISBURY UNIVERSITY
	Institution Code	5403
	State	Maryland

February 12, 2015

Assessment Information ¹	Group	Number Taking Assessment	Number Passing Assessment	Institutional Pass Rate	Institutional Average Scaled Score	Assessment Cut Score ²	Statewide			
							Number Taking Assessment	Number Passing Assessment	Statewide Pass Rate	Statewide Average Scaled Score
SOCIAL STUDIES PEDAGOGY (0084) Test Company: ETS Score Range: 100-200	All enrolled students who have completed all nonclinical courses, 2013-14									
	Other enrolled students, 2013-14									
	All program completers, 2013-14									
	All program completers, 2012-13						3			
	All program completers, 2011-12	6				164	42	41	98%	182
SPANISH CONTENT KNOWLEDGE (0191) Test Company: ETS Score Range: 100-200	All enrolled students who have completed all nonclinical courses, 2013-14									
	Other enrolled students, 2013-14									
	All program completers, 2013-14									
	All program completers, 2012-13									
	All program completers, 2011-12						5			
SPANISH PRODUCTIVE LANGUAGE SKILLS (DISCONTINUED) (0192) Test Company: ETS Score Range: 100-200	All enrolled students who have completed all nonclinical courses, 2013-14									
	Other enrolled students, 2013-14									
	All program completers, 2013-14									
	All program completers, 2012-13									
	All program completers, 2011-12						5			
SPANISH WORLD LANGUAGE (5195) Test Company: ETS Score Range: 100-200	All enrolled students who have completed all nonclinical courses, 2013-14						1			
	Other enrolled students, 2013-14						8			
	All program completers, 2013-14						19	17	89%	176
	All program completers, 2012-13						8			
	All program completers, 2011-12						22	20	91%	181


Single Assessment Institution-Level Pass Rate Data: *Traditional Teacher Preparation Program Within IHE*

	HEOA - Title II 2013 - 2014 Academic Year	
	Institution Name	SALISBURY UNIVERSITY
	Institution Code	5403
	State	Maryland

February 12, 2015

Assessment Information ¹	Group	Number Taking Assessment	Number Passing Assessment	Institutional Pass Rate	Institutional Average Scaled Score	Assessment Cut Score ²	Statewide			
							Number Taking Assessment	Number Passing Assessment	Statewide Pass Rate	Statewide Average Scaled Score
TECHNOLOGY EDUCATION (5051) Test Company: ETS Score Range: 100-200	All enrolled students who have completed all nonclinical courses, 2013-14						2			
	Other enrolled students, 2013-14						1			
	All program completers, 2013-14						1			
	All program completers, 2012-13						3			
	All program completers, 2011-12									
THEATRE (DISCONTINUED) (0640) Test Company: ETS Score Range: 250-990	All enrolled students who have completed all nonclinical courses, 2013-14									
	Other enrolled students, 2013-14									
	All program completers, 2013-14									
	All program completers, 2012-13						2			
	All program completers, 2011-12						1			
THEATRE (0641) Test Company: ETS Score Range: 100-200	All enrolled students who have completed all nonclinical courses, 2013-14									
	Other enrolled students, 2013-14									
	All program completers, 2013-14						2			
	All program completers, 2012-13						1			
	All program completers, 2011-12									
WORLD AND U.S. HISTORY CK (5941) Test Company: ETS Score Range: 100-200	All enrolled students who have completed all nonclinical courses, 2013-14						1			
	Other enrolled students, 2013-14	9				160	18	8	44%	160
	All program completers, 2013-14	10	4	40%	161	160	14	8	57%	161
	All program completers, 2012-13									
	All program completers, 2011-12									


Single Assessment Institution-Level Pass Rate Data: *Traditional Teacher Preparation Program Within IHE*

	HEOA - Title II 2013 - 2014 Academic Year	
	Institution Name	SALISBURY UNIVERSITY
	Institution Code	5403
	State	Maryland

February 12, 2015

Assessment Information ¹	Group	Number Taking Assessment	Number Passing Assessment	Institutional Pass Rate	Institutional Average Scaled Score	Assessment Cut Score ²	Statewide				
							Number Taking Assessment	Number Passing Assessment	Statewide Pass Rate	Statewide Average Scaled Score	
WORLD LANGUAGE PEDAGOGY (5841) Test Company: ETS Score Range: 100-200	All enrolled students who have completed all nonclinical courses, 2013-14										
	Other enrolled students, 2013-14						1				
	All program completers, 2013-14										
	All program completers, 2012-13										
	All program completers, 2011-12							12	12	100%	184
OPI FRENCH (ACT1006) Test Company: ACTFL* Score Range: 1-10	All enrolled students who have completed all nonclinical courses, 2013-14										
	Other enrolled students, 2013-14	1				6	1				
	All program completers, 2013-14										
	All program completers, 2012-13										
	All program completers, 2011-12										
OPI GERMAN (ACT1007) Test Company: ACTFL* Score Range: 1-10	All enrolled students who have completed all nonclinical courses, 2013-14										
	Other enrolled students, 2013-14										
	All program completers, 2013-14										
	All program completers, 2012-13										
	All program completers, 2011-12							2			
OPI MANDARIN (ACT1013) Test Company: ACTFL* Score Range: 1-10	All enrolled students who have completed all nonclinical courses, 2013-14										
	Other enrolled students, 2013-14						7				
	All program completers, 2013-14						16	16	100%	10	
	All program completers, 2012-13						6				
	All program completers, 2011-12							2			


Single Assessment Institution-Level Pass Rate Data: *Traditional Teacher Preparation Program Within IHE*

	HEOA - Title II 2013 - 2014 Academic Year	
	Institution Name	SALISBURY UNIVERSITY
	Institution Code	5403
	State	Maryland

February 12, 2015

Assessment Information ¹	Group	Number Taking Assessment	Number Passing Assessment	Institutional Pass Rate	Institutional Average Scaled Score	Assessment Cut Score ²	Statewide				
							Number Taking Assessment	Number Passing Assessment	Statewide Pass Rate	Statewide Average Scaled Score	
OPI RUSSIAN (ACT1017) Test Company: ACTFL* Score Range: 1-10	All enrolled students who have completed all nonclinical courses, 2013-14										
	Other enrolled students, 2013-14										
	All program completers, 2013-14										
	All program completers, 2012-13						1				
	All program completers, 2011-12										
OPI SPANISH (ACT1018) Test Company: ACTFL* Score Range: 1-10	All enrolled students who have completed all nonclinical courses, 2013-14										
	Other enrolled students, 2013-14	3				6	8				
	All program completers, 2013-14	1				6	6				
	All program completers, 2012-13	1				6	3				
	All program completers, 2011-12	1				6	4				
OPIC SPANISH (ACT3002) Test Company: ACTFL* Score Range: 1-10	All enrolled students who have completed all nonclinical courses, 2013-14										
	Other enrolled students, 2013-14	1				6	2				
	All program completers, 2013-14						1				
	All program completers, 2012-13						1				
	All program completers, 2011-12						1				
WPT CHINESE (ACT2002) Test Company: ACTFL* Score Range: 1-10	All enrolled students who have completed all nonclinical courses, 2013-14										
	Other enrolled students, 2013-14						4				
	All program completers, 2013-14						16	16	100%	10	
	All program completers, 2012-13						9				
	All program completers, 2011-12						3				

Single Assessment Institution-Level Pass Rate Data: Traditional Teacher Preparation Program Within IHE

	HEOA - Title II 2013 - 2014 Academic Year
	Institution Name SALISBURY UNIVERSITY
	Institution Code 5403
	State Maryland

February 12, 2015

Assessment Information ¹	Group	Number Taking Assessment	Number Passing Assessment	Institutional Pass Rate	Institutional Average Scaled Score	Assessment Cut Score ²	Statewide				
							Number Taking Assessment	Number Passing Assessment	Statewide Pass Rate	Statewide Average Scaled Score	
WPT FRENCH (ACT2005) Test Company: ACTFL* Score Range: 1-10	All enrolled students who have completed all nonclinical courses, 2013-14										
	Other enrolled students, 2013-14	1				6	1				
	All program completers, 2013-14						1				
	All program completers, 2012-13	1				6	3				
	All program completers, 2011-12						1				
WPT GERMAN (ACT2006) Test Company: ACTFL* Score Range: 1-10	All enrolled students who have completed all nonclinical courses, 2013-14										
	Other enrolled students, 2013-14										
	All program completers, 2013-14										
	All program completers, 2012-13										
	All program completers, 2011-12						2				
WPT RUSSIAN (ACT2014) Test Company: ACTFL* Score Range: 1-10	All enrolled students who have completed all nonclinical courses, 2013-14										
	Other enrolled students, 2013-14										
	All program completers, 2013-14										
	All program completers, 2012-13						1				
	All program completers, 2011-12										
WPT SPANISH (ACT2015) Test Company: ACTFL* Score Range: 1-10	All enrolled students who have completed all nonclinical courses, 2013-14										
	Other enrolled students, 2013-14	4				6	7				
	All program completers, 2013-14	1				6	12	12	100%	7	
	All program completers, 2012-13	1				6	4				
	All program completers, 2011-12	1				6	9				

Note: In cases where there are less than ten students taking the assessment or license/certificate, the number passing and pass rate are not reported.

¹Tests with multiple delivery options (computer, paper, etc.) will be noted with the assessment code for one format only.

²Cut scores may vary for groups depending upon when the cut scores are established by the state and when each group completed their teacher certification or licensure assessment.

*Questions regarding tests listed by this testing company must be addressed to your state Title II Coordinator.